M5 Sensor and Actuator

M5 Straight Connector, Panel Mount, Solder, Front fastened

Male

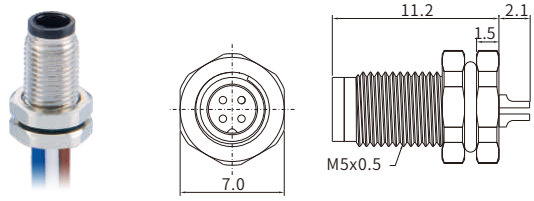

Female

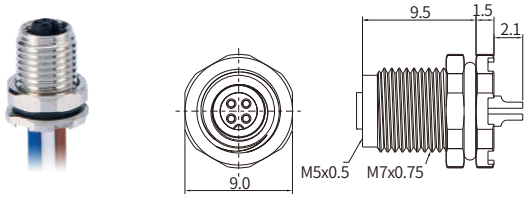

CE RoHS IP68

CE RoHS IP68

Specifications

Contacts	3	4
Pin layout(Male)		
Pin layout(Female)		

Standard	IEC 61076-2-105
Ambient temperature	-15°C~+85°C (flexible installation), -30°C~+85°C (fixed installation)
Customized temperature	-25°C ~ +85°C (flexible installation) ,-40°C ~ +85°C (fixed installation)
Connector insert	TPU; PA+GF
Connector contacts	Brass with gold plated
Coupling nut/screw	Brass with nickel plated
Seal/O-ring	Epoxy resin / FKM
Insulation resistance	⩾100MΩ
Contact resistance	⩽5mΩ
Earth tag/pin	Unavailable
IP rating	IP67 in locked condition
Mating endurance	>500 cycles
Rated current	1 A
Rated voltage	60V AC/DC
Wire gauge	0.14mm^2(AWG26)

Part Number

Pins	Cable length	Male	Female
3	0.1m	MB05MSAFF03ST-1401	MB05FSAFF03ST-1401
	0.3m	MB05MSAFF03ST-1403	MB05FSAFF03ST-1403
4	0.1m	MB05MSAFF04ST-1401	MB05FSAFF04ST-1401
	0.3m	MB05MSAFF04ST-1403	MB05FSAFF04ST-1403

Default wire colors

Pin No.		
Pin 1	BN	BN
Pin 2		WH
Pin 3	BU	BU
Pin 4	BK	BK

Panel Cut-out Dimensions

With bare hole

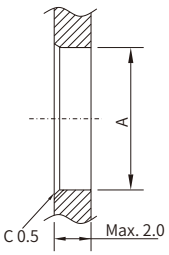

With thread to screw in

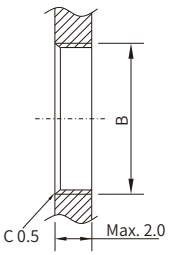

With bare hole

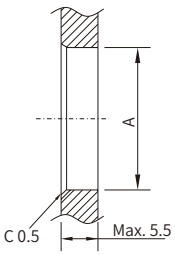

With thread to screw in

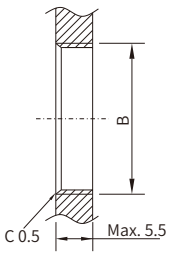

	A	B
M5	$5.0^{+0.1}_{-0}$	M5x0.5
M7	$7.0^{+0.1}_{-0}$	M7x0.75